

## The 2019 elections

A pro-European  
– and young –  
electorate with  
clear  
expectations

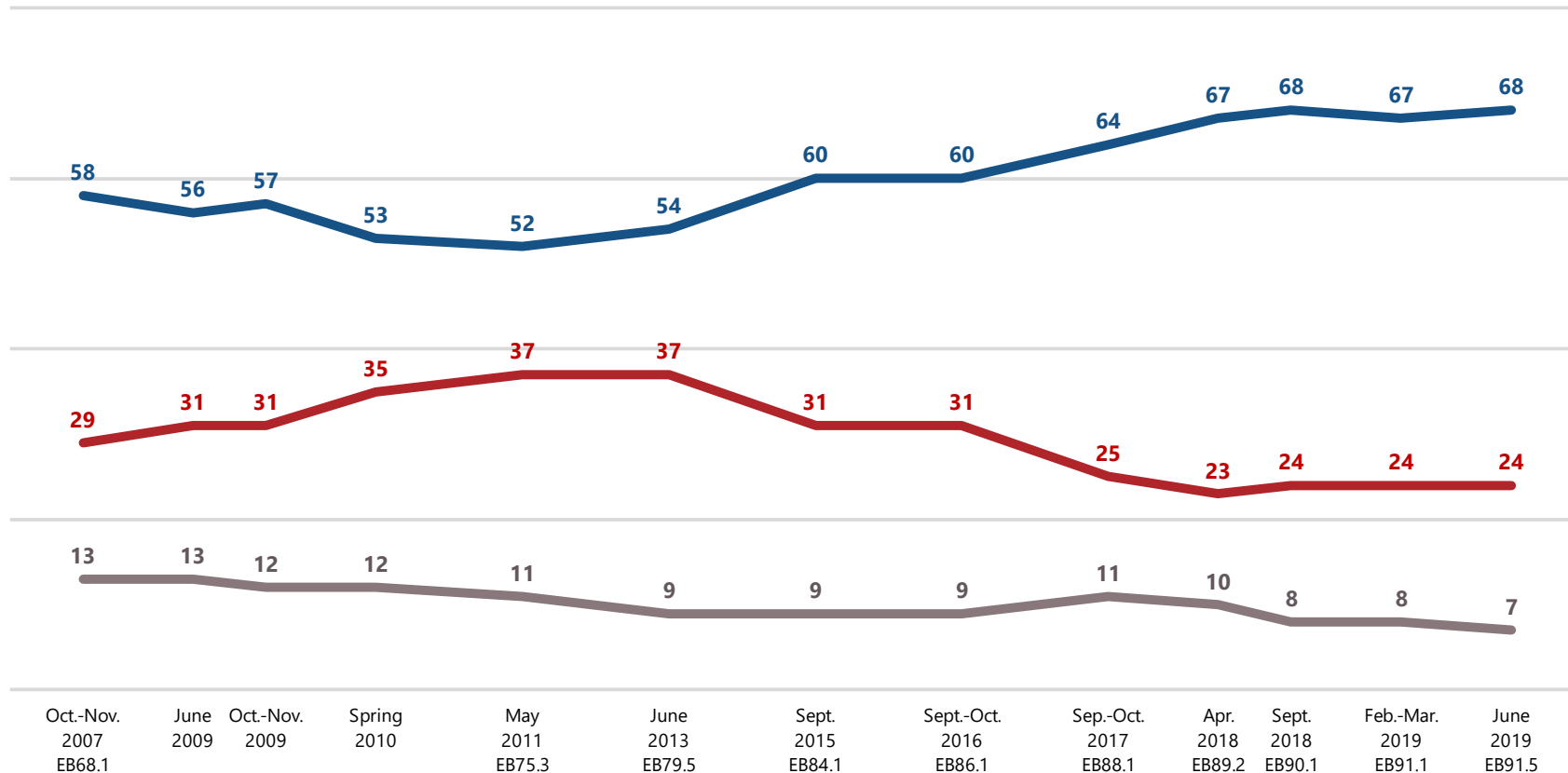
First results of the  
European  
Parliament  
post-electoral  
survey

# ATTITUDES TOWARD THE EU

# BENEFITTED FROM BEING IN THE EU? 7 OUT OF 10 CITIZENS BELIEVE SO.

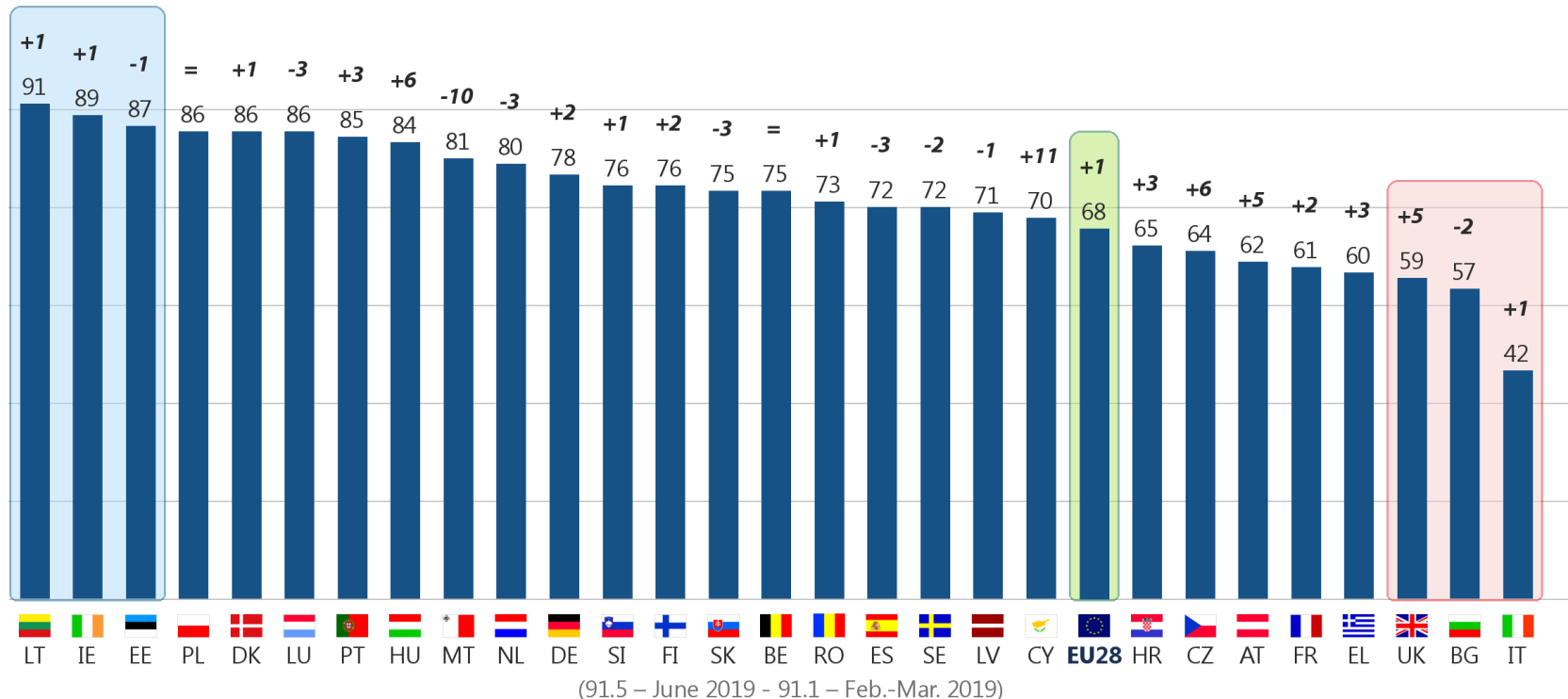
**QF2** Taking everything into account, would you say that (OUR COUNTRY) has on balance benefited or not from being a member of the EU?  
(% - EU)

Benefited Not benefited Don't know



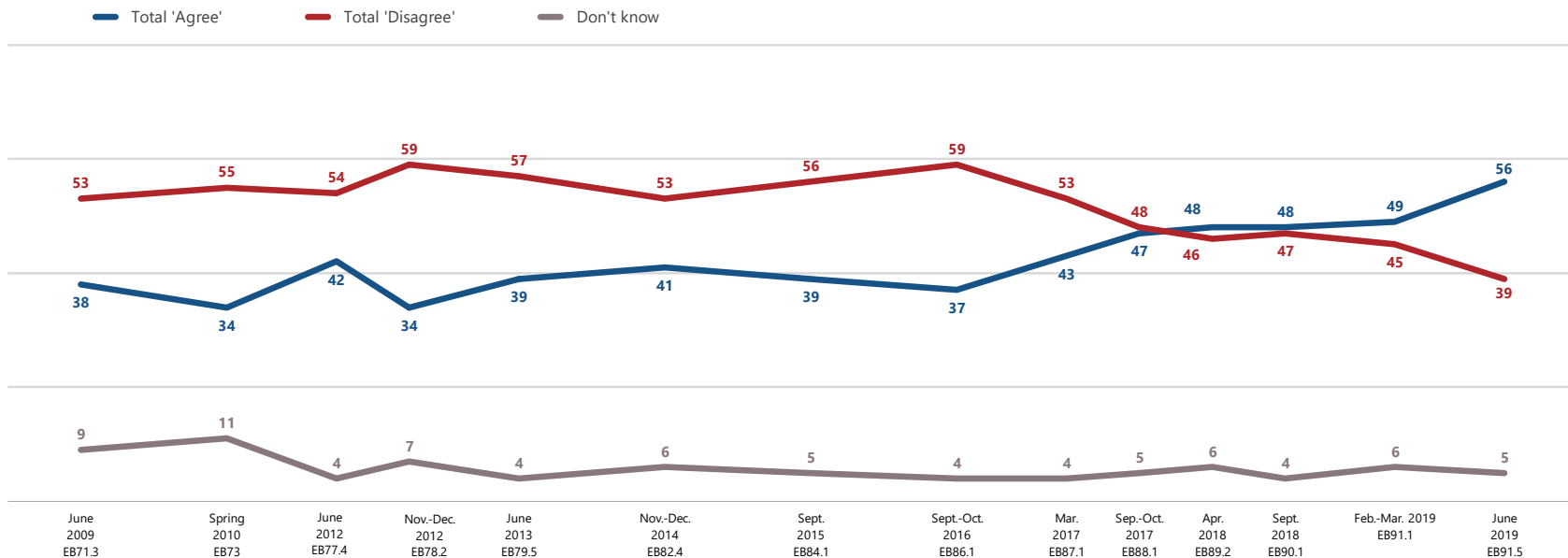
# IN 17 COUNTRIES MORE RESPONDENTS BELIEVE THAT THEIR COUNTRY BENEFITED FROM BEING A MEMBER OF THE EU

**QF2** Taking everything into account, would you say that (OUR COUNTRY) has on balance benefited or not from being a member of the EU?  
(% - Benefited)



# NEVER BEFORE HAVE SO MANY CITIZENS BELIEVED THAT THEIR VOICE COUNTS IN THE EU.

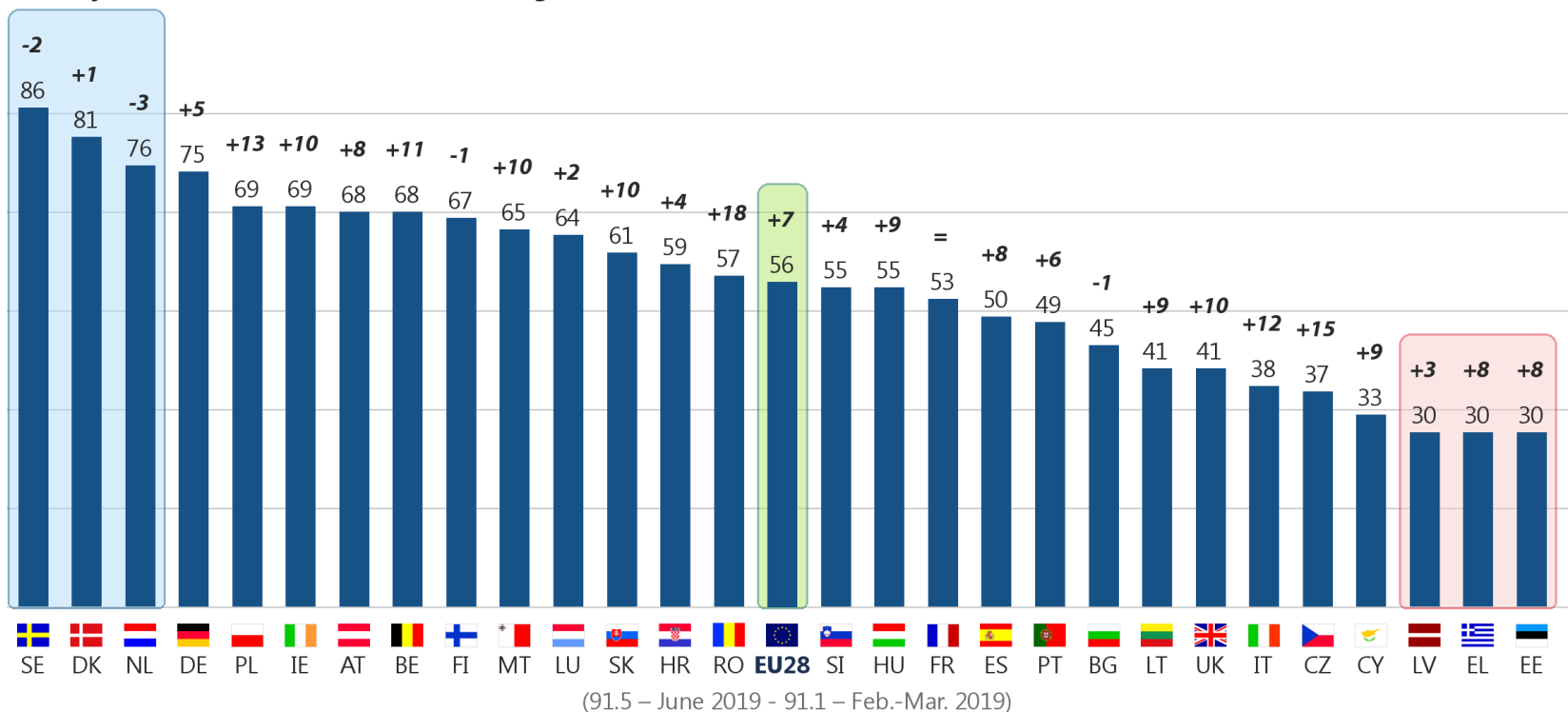
**D72.1** Please tell me to what extent you agree or disagree with each of the following statements.  
**My voice counts in the EU (% - EU)**



# IN 23 COUNTRIES MORE RESPONDENTS BELIEVE THAT THEIR VOICE COUNTS IN THE EU

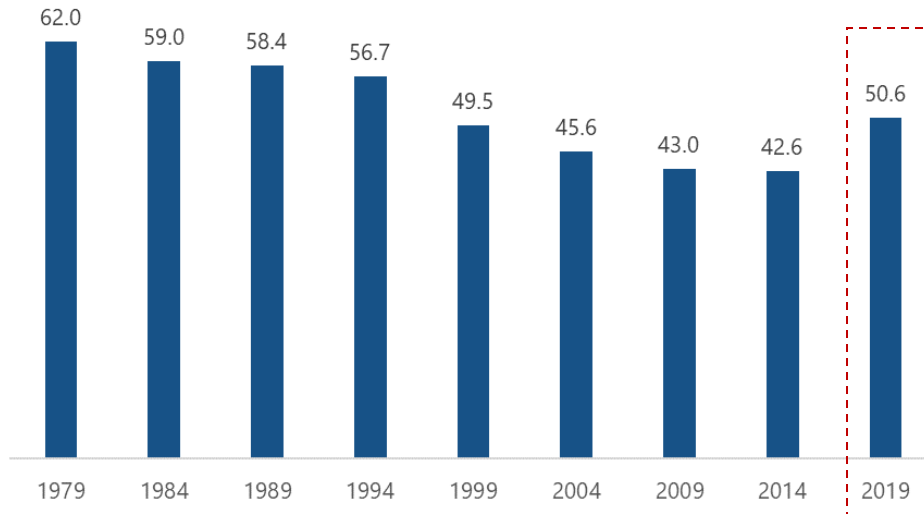
**D72.1** Please tell me to what extent you agree or disagree with each of the following statements.

**My voice counts in the EU (% - Total 'Agree')**

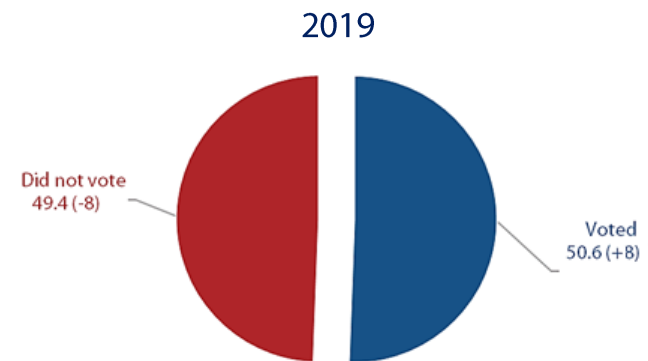


# TURNOUT IN THE EUROPEAN ELECTIONS 2019

# HIGHEST TURNOUT FOR THE LAST 20 YEARS



Q61 European Parliament elections were held on the (INSERT CORRECT DATE ACCORDING TO COUNTRY). For one reason or another, some people in (OUR COUNTRY) did not vote in these elections. Did you yourself vote in the recent European Parliament elections? (% - EU)



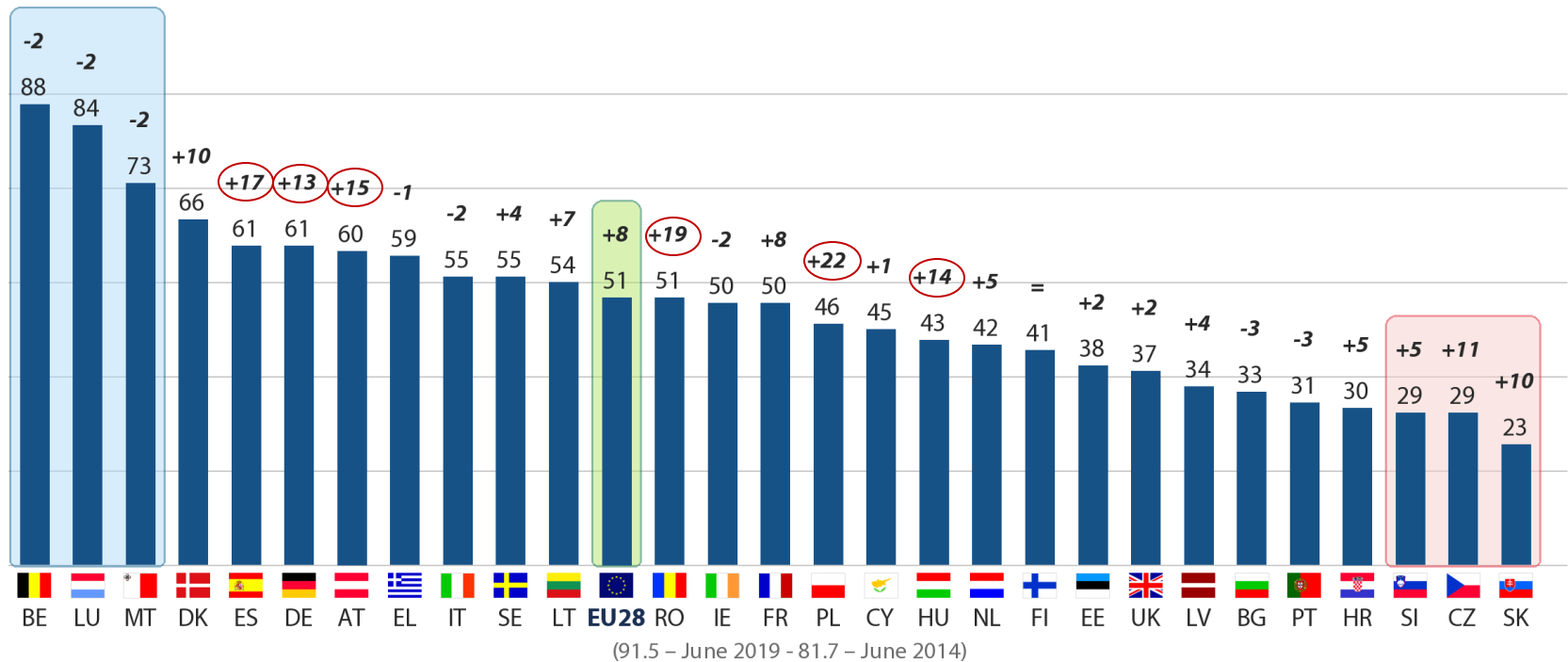
(June 2019 - June 2014)






# INCREASED TURNOUT IN 19 EU COUNTRIES



**QG1** European Parliament elections were held on the (INSERT CORRECT DATE ACCORDING TO COUNTRY). For one reason or another, some people in (OUR COUNTRY) did not vote in these elections. Did you yourself vote in the recent European Parliament elections?

(% - Voted)



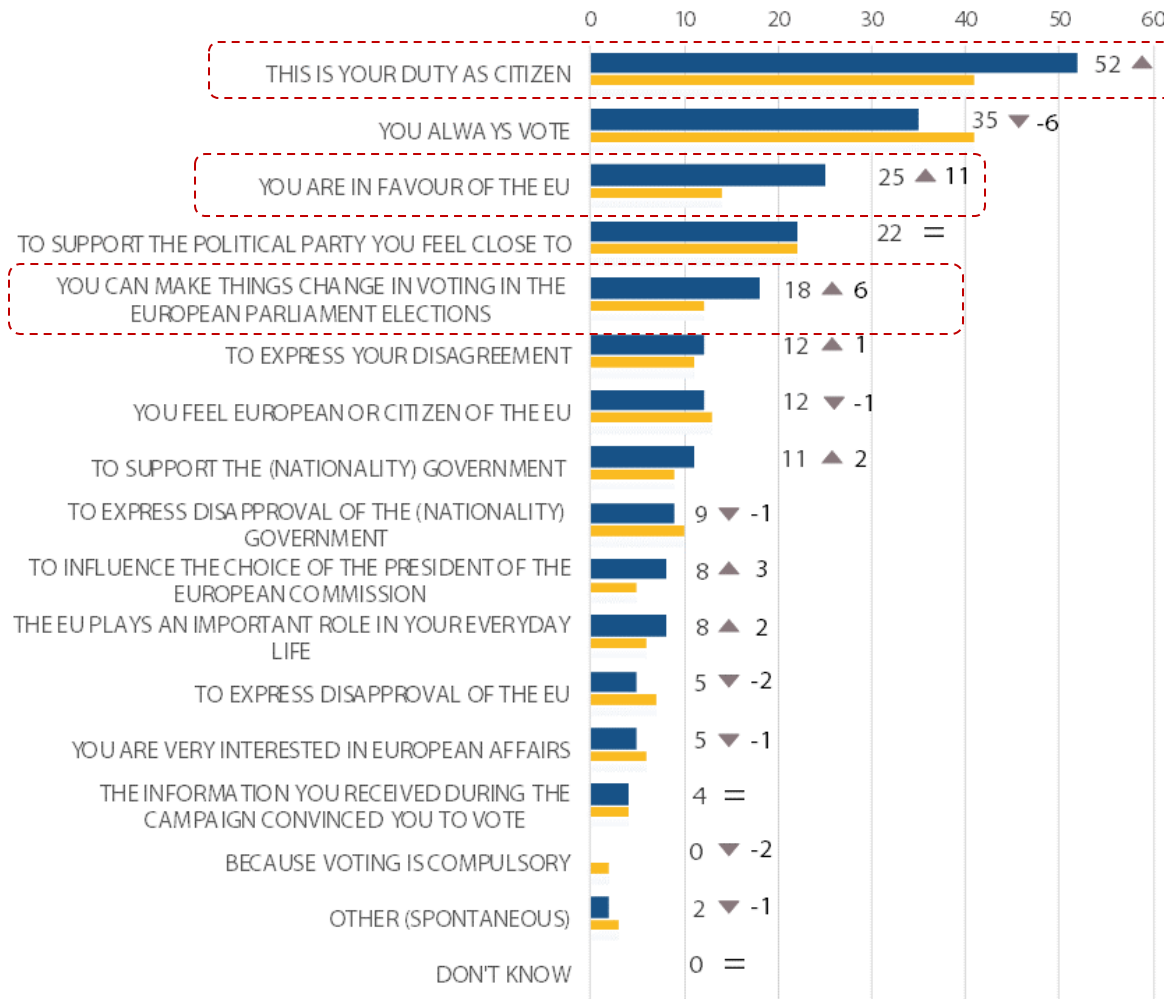
# HIGHEST MOBILISATION OF YOUNG VOTERS

	Voted <b>2014</b>	Voted <b>2019</b>	Diff. '19-'14
EU28	43	51	8
 <b>Gender</b>			
Man	45	52	7
Woman	41	49	8
 <b>Age</b>			
16/18-24	28	42	14
25-39	35	47	12
40-54	45	52	7
55 +	51	54	3
 <b>Education (End of)</b>			
15-	43	46	3
16-19	38	47	9
20+	51	59	8
Still studying	37	51	14

	Voted <b>2014</b>	Voted <b>2019</b>	Diff. '19-'14
EU28	43	51	8
 <b>Socio-professional category</b>			
Self-employed	52	55	3
Managers	53	61	8
Other white collars	44	53	9
Manual workers	35	42	7
House persons	36	47	11
Unemployed	31	37	6
Retired	50	55	5
Students	37	51	14
 <b>Left-right political scale</b>			
Left	53	64	11
Centre	44	51	7
Right	54	66	12
<b>Image of EU</b>			
Positive		59	
Neutral		45	
Negative		45	

# REASONS AND MOTIVATIONS TO VOTE

QG6 What are the main reasons why you decided to vote in the recent European Parliament elections? (MAX. 3 ANSWERS) (% - EU)



June'19  
June'14

KANTAR

Base: 13,651 respondents who voted

CIVIC DUTY IS MOST OFTEN INVOKED AS THE REASON FOR VOTE, BUT COMPARED TO 2014 SIGNIFICANTLY MORE HAVE ALSO VOTED BECAUSE THEY ARE IN FAVOUR OF THE EU, OR BECAUSE THEY FELT THEY COULD CHANGE THINGS BY VOTING.



# CITIZENS FOR WHOM CLIMATE CHANGE AND THE FUTURE OF THE EU ARE DECISIVE ARE MORE LIKELY TO BELIEVE THEY CAN MAKE THINGS CHANGE BY VOTING

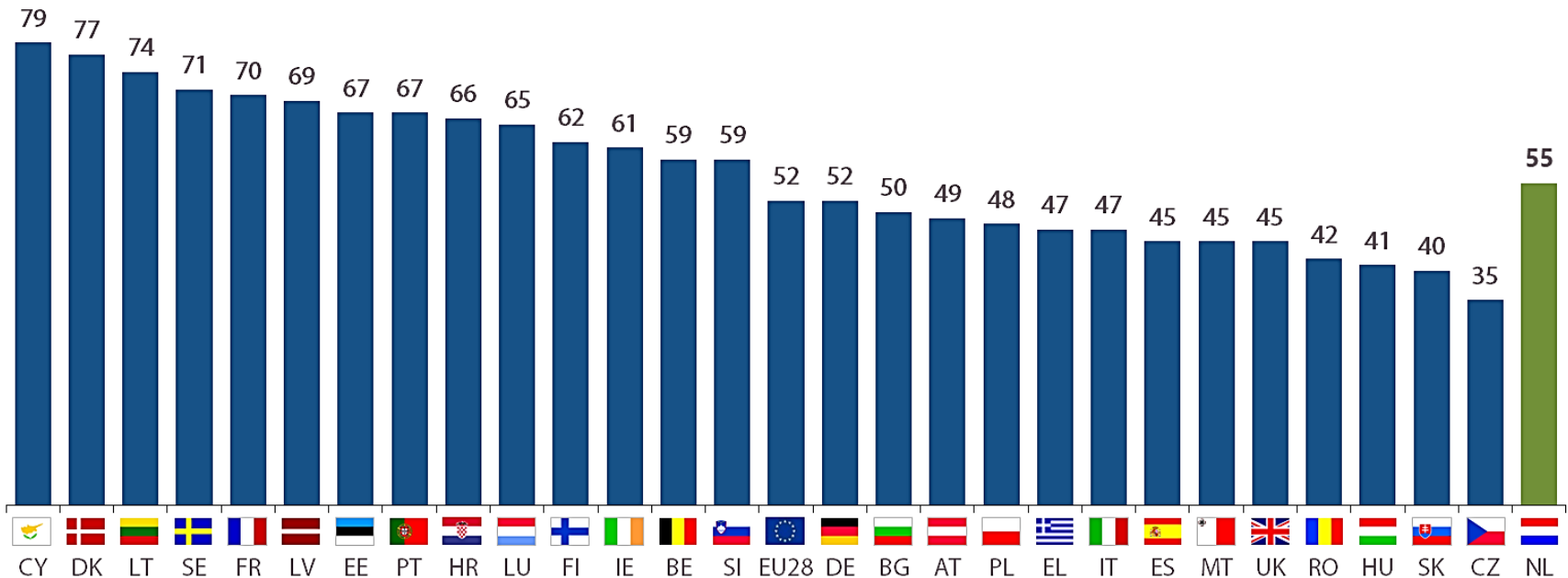
	Decisive issues												
	Immigration	Economy and growth	Social protection of EU citizens	Consumer protection and food safety	Combating climate change and protecting the environment	Promoting human rights and democracy	Fight against terrorism	The way the EU should be working in the future	Combatting youth unemployment	Security and defence policy	Protection of external borders	Protection of personal data	Other (SPONTANEOUS)
You can make things change in voting in the Europe	19	20	22	23	25	23	19	24	19	20	22	21	11

# MAIN REASON FOR VOTING WAS CONVICTION THAT IT IS A CIVIC DUTY

QG6 What are the main reasons why you decided to vote in the recent European Parliament elections? (MAX. 3 ANSWERS) (% - THE MOST MENTIONED ANSWER BY COUNTRY)

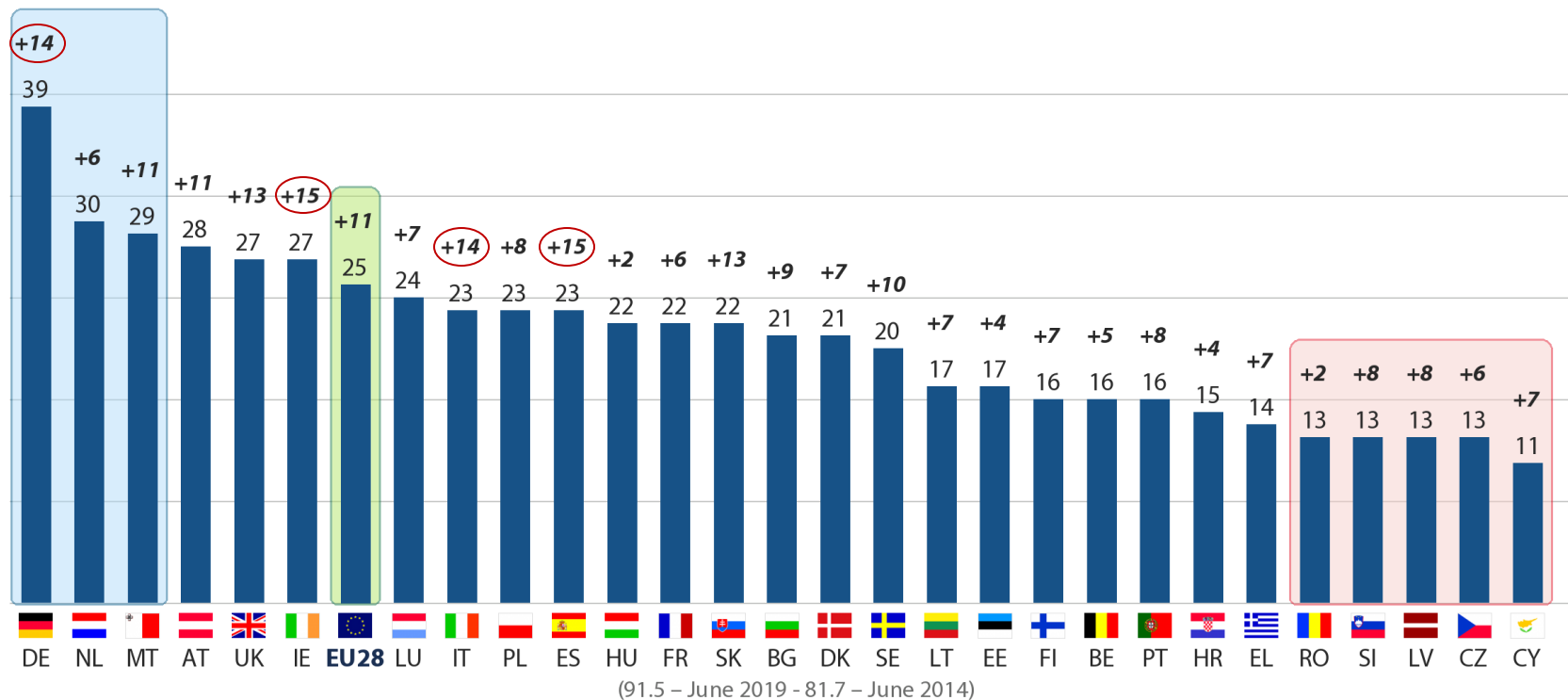
■ This is your duty as citizen

■ You always vote



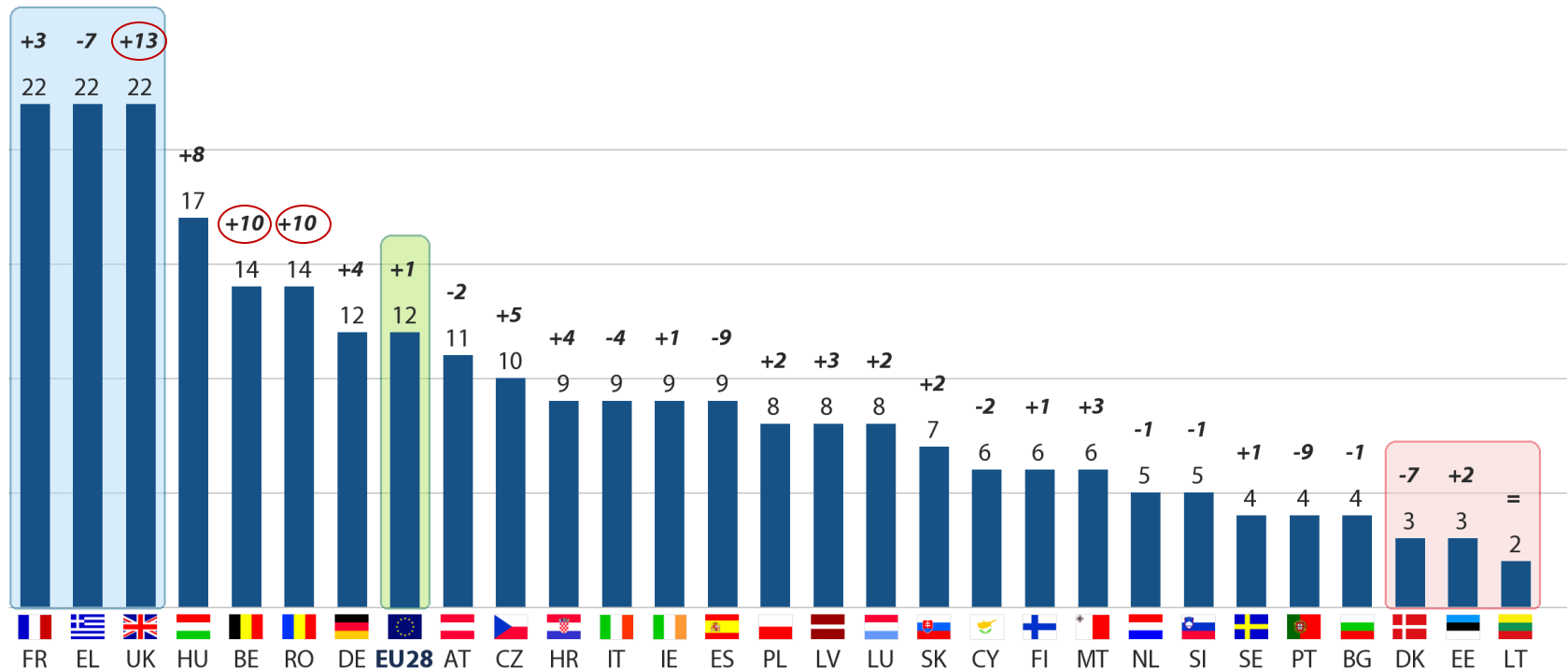
# IN ALL EU COUNTRIES MORE RESPONDENTS ALSO VOTED BECAUSE THEY ARE IN FAVOUR OF THE EU

**QG6** What are the main reasons why you decided to vote in the recent European Parliament elections? (MAX. 3 ANSWERS)  
(% - You are in favour of the EU)



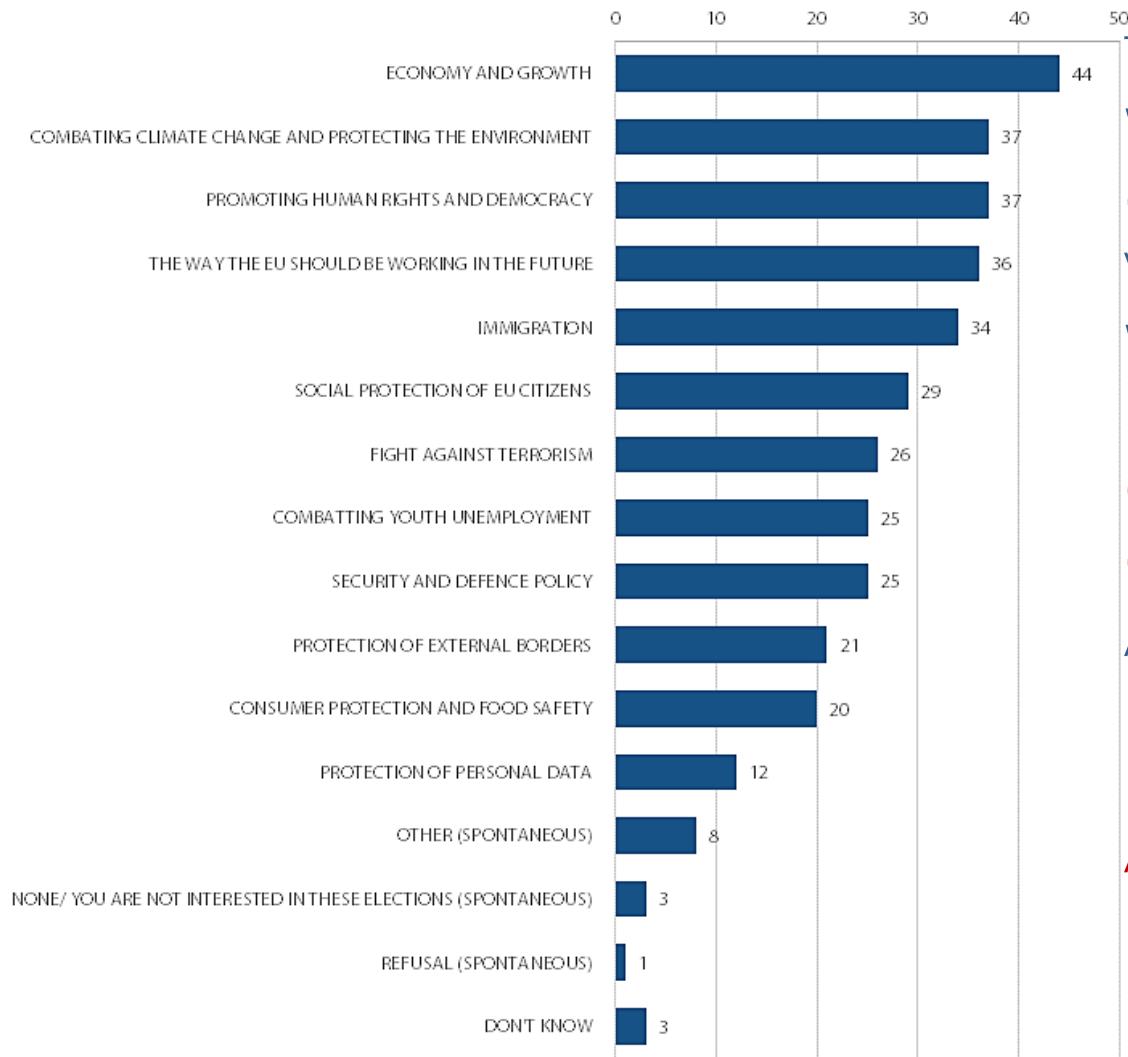
# UK, BELGIUM AND ROMANIA SHOW LARGE INCREASE OF VOTERS EXPRESSING DISAGREEMENT. IN SPAIN, PORTUGAL GREECE AND DENMARK THIS REASON LOSES IMPORTANCE.

**QG6** What are the main reasons why you decided to vote in the recent European Parliament elections? (MAX. 3 ANSWERS)  
(% - To express your disagreement)





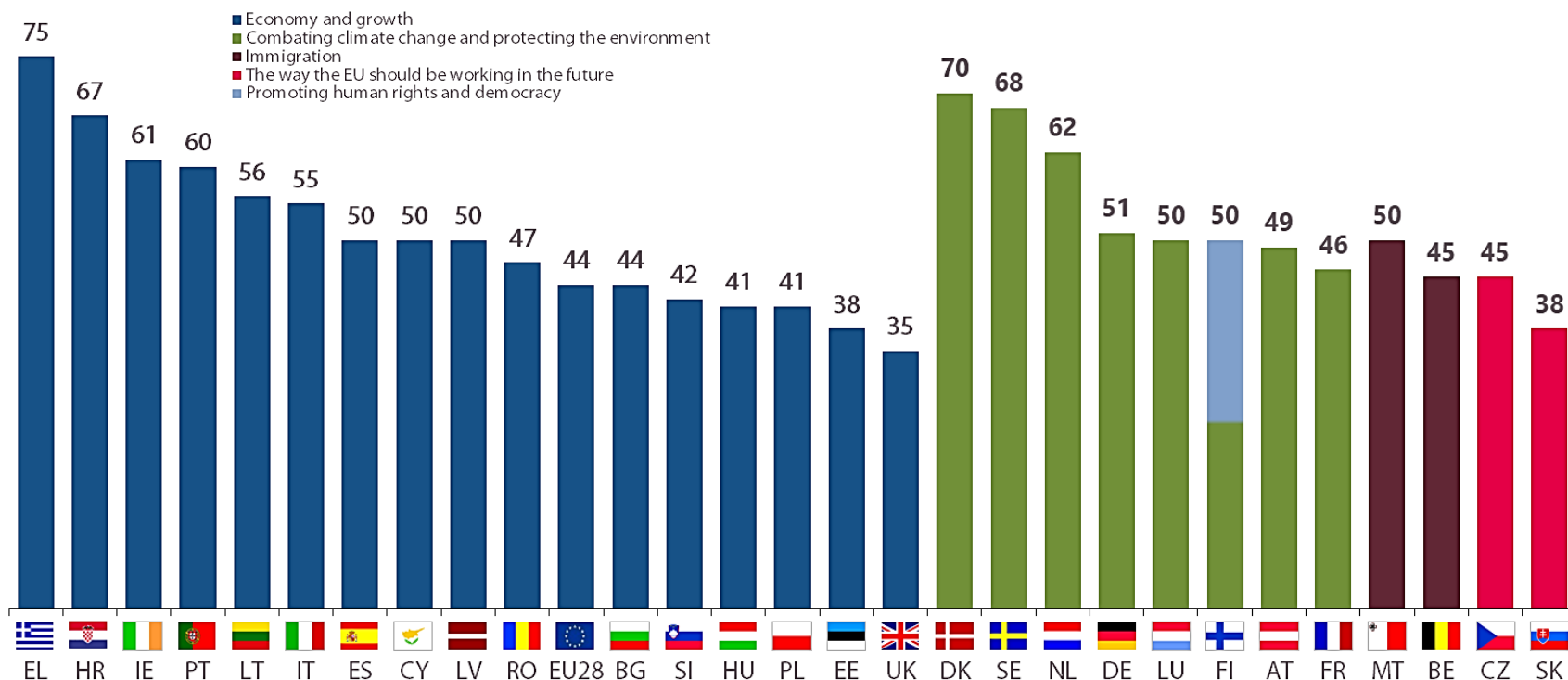
QG7T What are the issues which made you vote in the recent European Parliament elections? Firstly? And then? (% - EU)



TOP ISSUES  
WHICH IMPACTED  
ON CITIZENS'  
VOTING DECISION  
WERE  
ECONOMY &  
GROWTH,  
CLIMATE CHANGE  
AS WELL AS  
PROMOTING  
HUMAN RIGHTS  
AND DEMOCRACY

# ECONOMY AND CLIMATE CHANGE WERE KEY VOTING DRIVERS IN MOST EU COUNTRIES

QG7T What are the issues which made you vote in the recent European Parliament elections? Firstly? And then? (% - THE MOST MENTIONED ANSWER BY COUNTRY)



# METHODOLOGY

- Coverage: EU28
- Number of interviews: 27,464 respondents
- Population: General population aged 15 or more (post-election questions were filtered on respondents in the age of voting 18+ EU except 16+ in Austria and Malta, 17+ in Greece)
- Methodology: Face-to-Face
- Fieldwork: 07 - 26 June 2019
- Survey conducted by Kantar, commissioned by the Public Opinion Monitoring Unit, Directorate-General for Communication, European Parliament

# CONTACT

European Parliament  
DG Communication  
Public Opinion Monitoring Unit  
Philipp M. Schulmeister / Head of Unit  
[public.opinion.monitoring@europarl.europa.eu](mailto:public.opinion.monitoring@europarl.europa.eu)